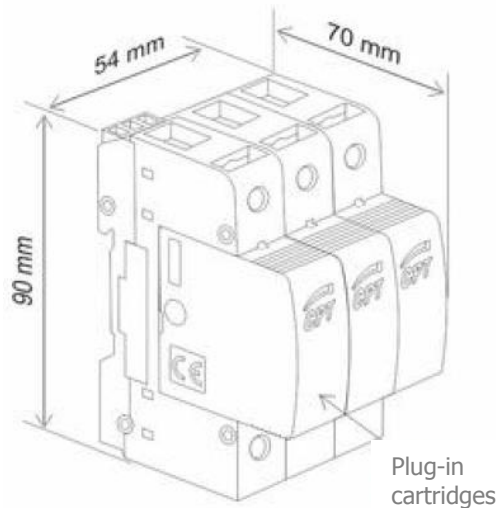


LIGHTNING & SURGE PROTECTION SA DC 40-600V

eco-max

SURGE



General Information

Internal configuration	Y
No. poles	3
No. DIN rail modules	3
Installation	(L+/L-)
Format	Pluggable
Certifications	CE; UL 1449 Third Edition
Designation according to EN 61643-11	Type 2
Designation according to IEC 61643-11	Class II
Insulating material & flammability class	PA66 CT1; V-0
Temperature range	-40°C ... +70°C

Technical Features

Open circuit voltage DC	U_{oc} [Vdc]	600
Supply Voltage	[Vdc]	600
Maximum continuous operating voltage DC	U_{cpv} [V]	660
Maximum continuous operating voltage	MCOV [V]	600
Maximum discharge current (8/20) (L-L)	I_{max} [kA]	40
Nominal discharge current (8/20) (L-L)	I_n [kA]	20
Voltage protection level (L-L) at I_n	U_p [kV]	$\geq 2,6$
Voltage protection rating	VPR [V]	1800
Short circuit withstand	I_{scpv} [A]	10000
Short circuit current rating	SCCR [kA]	100

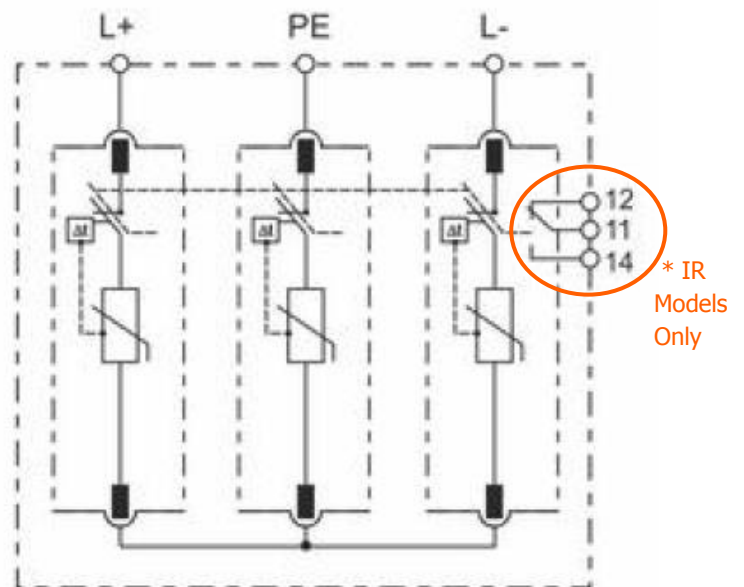
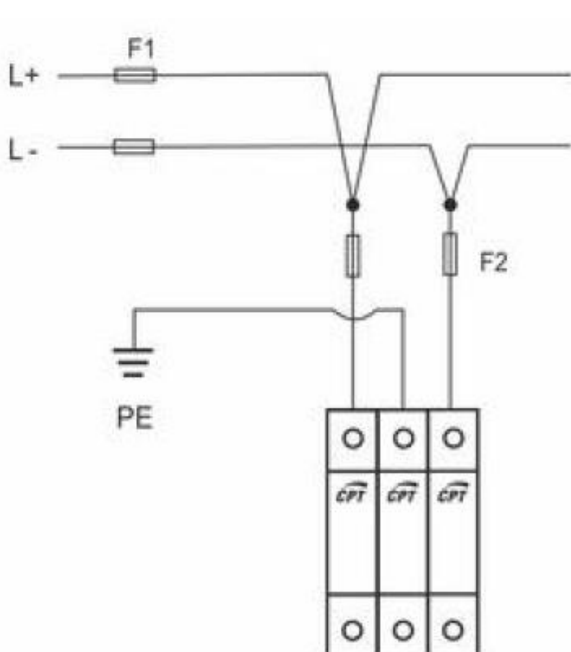
LIGHTNING & SURGE PROTECTION SA DC 40-600V

Response time (L-L)	t_A [ns]	25
Remote indication		No
End of life indication		Yes
Dynamic thermal disconnection (L-N)		Yes

Wiring of connection circuit

Torgue	[Nm]	4
Rigid Flexible wire	[mm]	10
Min. rigid conductor section	[mm ²]	6
Max. rigid conductor section	[mm ²]	35
Flexible bare wire	[mm]	10
Min. flexible cable section	[mm ²]	6
Max. flexible conductor section	[mm ²]	25

Wiring diagram



* Remote monitoring by volt free contact is available on request. Add 'IR' to end of standard part code